


Small Talk

January 21, 2019

Screening For Small Company ETFs Using Morningstar

Presenter: Ralph Futch
Director, Rocky Mountain Chapter


1

1

Disclaimer

The information in **this presentation** is for **educational purposes only** and is **not intended to be a recommendation to purchase or sell any of the stocks, mutual funds, or other securities** that may be referenced. The securities of companies referenced or featured in the seminar materials are for illustrative purposes only and are not to be considered endorsed or recommended for purchase or sale by BetterInvesting™ National Association of Investors Corporation ("BI"). The views expressed are those of the instructors, commentators, guests and participants, as the case may be, and do not necessarily represent those of BetterInvesting™. Investors should conduct their own review and analysis of any company of interest before making an investment decision.

- **Securities discussed may be held by the instructors in their own personal portfolios** or in those of their clients. BI presenters and volunteers are held to a strict code of conduct that precludes benefiting financially from educational presentations or public activities via any BetterInvesting programs, events and/or educational sessions in which they participate. Any violation is strictly prohibited and should be reported to the CEO of BetterInvesting or the Director of Chapter Relations
- **This presentation may contain images of websites and products or services not endorsed by BetterInvesting.** The presenter is not endorsing or promoting the use of these websites, products or services.
- **This session is being recorded for future use.**




2

2

- Know what you own,
- know how it works,
- and why you own it.



Peter Lynch




3

3

Why use an ETF for small companies?

Pros 	Cons 
<ul style="list-style-type: none"> Puts small companies in your portfolio May fill a niche that is missing in your portfolio May avoid large losses from volatility with small companies Reduces / eliminates the time to research and follow a small company 	<ul style="list-style-type: none"> You depend on the managers of the ETF to perform May miss out on opportunities of individual stocks Need to research the ETF, not a company May not give you the performance you expect from holding a small company




5


5

Screening for Exchange Traded Funds

- Use screening to focus your search in selecting possible candidates
- [Morningstar](#)
 - ❖ Set your own criteria – You need to know what you are looking for in an ETF
 - Primary selections are:
 - Fund Group
 - Morningstar Category
 - Expense Ratio
 - ❖ May refine your search using Views



• [ETF.com](#)



7

Morningstar ETF Screener



Category

- ★ Fund Group:
- ★ Morningstar Category:
- Expense Ratio:

Fund Family

Performance History


- YTD Return:
- 1-year Return:
- 3-year Return:
- 5-year Return:

ETFs that Pass Screen: 2711 Update



8

ETF Screening options



Fund Group


- All
- U.S. Equity ★
- Sector Equity
- International Equity
- Taxable Bond
- Money Market
- Municipal Bond
- Allocation
- Alternative
- Commodities

Morningstar Category

- Any
- Large Value
- Large Blend
- Large Growth
- Leveraged Net Long
- Mid-Cap Value
- Mid-Cap Blend
- Mid-Cap Growth
- Small Value
- Small Blend
- Small Growth ★
- Communications
- Consumer Cyclical
- Consumer Defensive
- Energy Limited Partnership
- Equity Energy
- Equity Precious Metals
- Financial
- Global Real Estate
- Health


Expense Ratio ★

- Any
- Less than or equal to 0.20%
- Less than or equal to 0.30%
- Less than or equal to 0.40%
- Less than or equal to 0.50%




9

Selected View items – more items to narrow your search



View	Items to consider
Nuts and Bolts	Fund Inception Date Expense Ratio (%)
Portfolio	Turnover % % Assets in Top 10 Holdings
Risk & Tax Data	3-year Tax Ratio (%) 5-year Tax Ratio (%)
Performance	NAV 5-year Return (%) NAV 3-year Return (%) ★ Market 5-year Return (%) ★ Market 3-year Return (%)
Snapshot	Expense Ratio (%)





10

Live Demonstration

Access to Morningstar provided by the Denver Public Library to library card holders.

Your local library may provide the same access. Check with your local librarian.

11

11

Questions





NATIONAL ASSOCIATION OF INVESTMENT EDUCATORS
BETTERINVESTING[™]
The Leader in Investment Education

12

12

Small Talk - January 21, 2019



Canada Goose Holdings, Inc. (GOOS)
<http://www.canadagoose.com/>

Presenter: Betsy Wills
VP Education, Rocky Mountain Chapter



13

13